

ARTWORK SPECIFICATIONS

Files accepted

- High res PDF
- Adobe Illustrator CC
- Adobe InDesign CC
- Adobe Photoshop CC

Logos as vector eps, pdf or high resolution jpegs

Please DO NOT send artwork in Word, Excel, Powerpoint, Publisher, PDF's created in Word or low-res jpegs.

Sending artwork to us

Files can be supplied via:

Email: kylie@spyder.com.au

FTP Server: Please use the following link to send large files

<http://dropbox.yousendit.com/spyderdisplays>

(Maximum file size is 2GB)

Courier: Spyder Displays

6 Babdoyle Street, Loganholme Qld 4129

Artwork dimensions

Make sure your dimensions are correct. We can send you the correct template for your display before you start the artwork.

Resolution

Take care with images, as poor quality or undersized originals will give poor quality results when enlarged on your display. Generally images at 300dpi at 1/4 size scale will print well. Please note: if you are sourcing your images from the internet, web resolution is often 72dpi (standard screen resolution) which will print pixelated..

Colour

CMYK stands for Cyan, Magenta, Yellow, black (K), which are the primary colours for print. Printers use combinations of cyan, magenta, yellow and black inks/toners to print any colour you require.

RGB stands for Red, Green, Blue, which are the primary colours for light. Your computer screen uses combinations of red, green and blue light to make up the colours.

If your artwork is set up in the RGB colour mode the colours won't print as you see them on the screen, as printing is done in CMYK. Converting your file to CMYK will give you a closer representation of how your artwork will look when printed.

PLEASE NOTE: Some colour variation is inevitable. Screen colour calibration, the type of light you work in, the type of printer being used, the type of media being printed on, the type of finish you have specified are all factors that cause variations in colour. If you have provided a proof we will try our best to match it as close as possible, taking into account the printing process and type of media being printed.

If you require specific colour matching to **PANTONE**, please supply these colours in your artwork.

Bleed

Bleed is extra print that is trimmed away when your artwork is cut to size. Please refer to our templates for how much bleed is required.

Fonts

Embedding or outlining your fonts will ensure that your art looks right, regardless of whether or not we have the font on our system.

Gradients

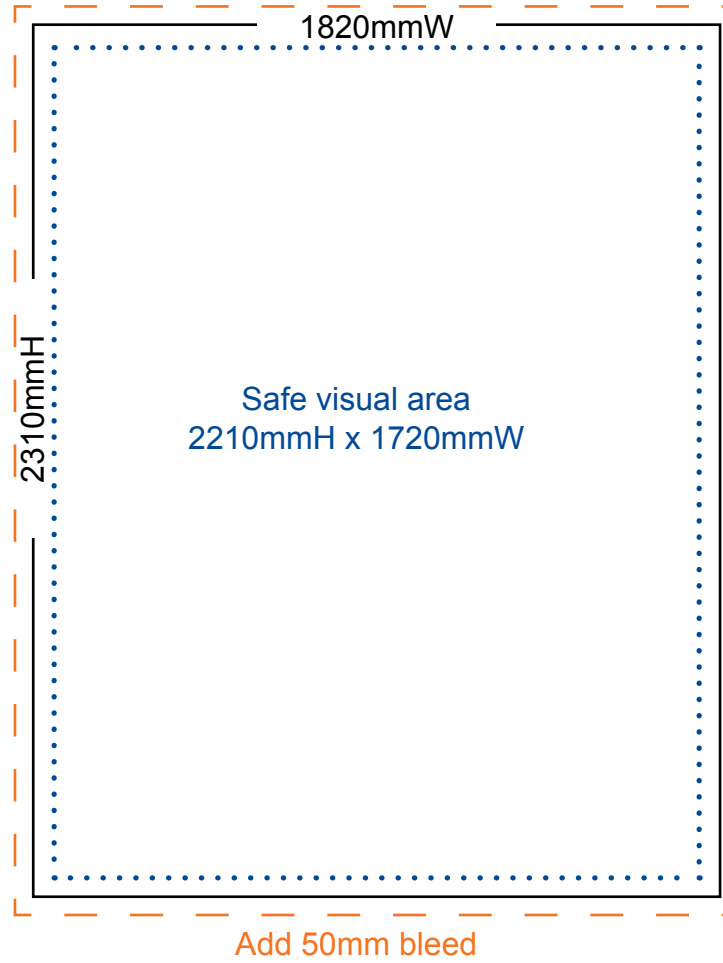
On a large display stepping gradients look ugly. To avoid stepping in gradients create them in Photoshop NOT a vector program. Adding some noise will help to create smoother gradients.



My Checklist

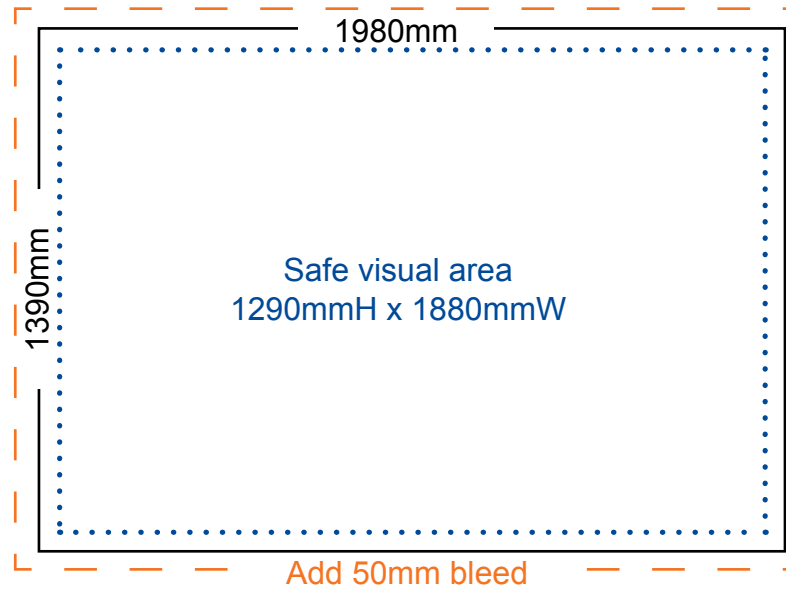
- Display sizes have been confirmed with Spyder.
- The file/s has been set up to correct dimensions or scaled down using a suitable scale.
- Bleed and/or crop marks have been added where necessary.
- All text has been converted to outlines or fonts supplied.
- Logos have been supplied as vector or adequate high resolution.
- Photographic images have been supplied at no less than 300dpi at 1/4 the final size.
- Artwork has been checked at FULL SIZE for accuracy, pixelation and overall "sharpness"
- Specific PMS/Pantone colours must be in the artwork where applicable for colour matching otherwise colour accuracy cannot be guaranteed.
- Do not supply registration marks or colour bars. These are not required.

EZYFRAME - 1.8m FLAT




Page size	2310H x 1820W	—————
Safe visual	2210H x 1720W
Bleed size	2410H x 1920W	- - - - -

EZYFRAME - 2m FLAT SHOP



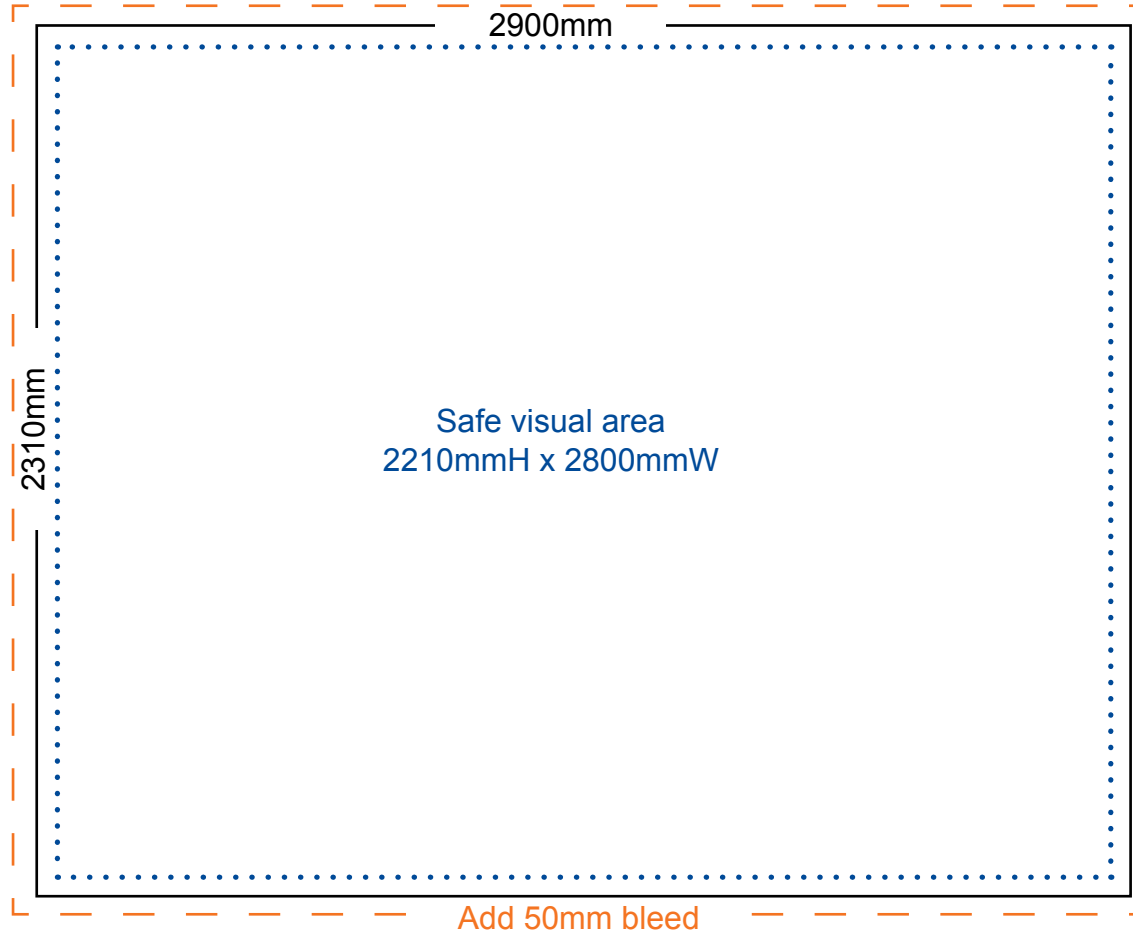
Page size	1390H x 1980W	—————
Safe visual	1290H x 1880W
Bleed size	1490H x 2080W	- - - - -

EZYFRAME - 2.5m FLAT



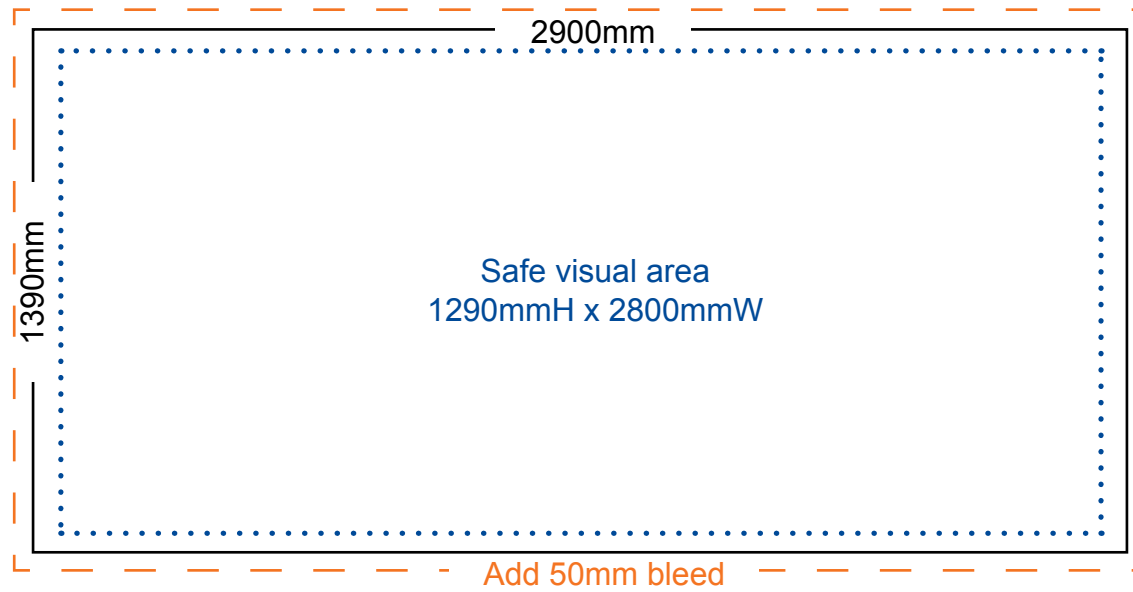
Page size	2310H x 2445W	—————
Safe visual	2210H x 2345W
Bleed size	2410H x 2545W	- - - - -

EZYFRAME - 3m FLAT



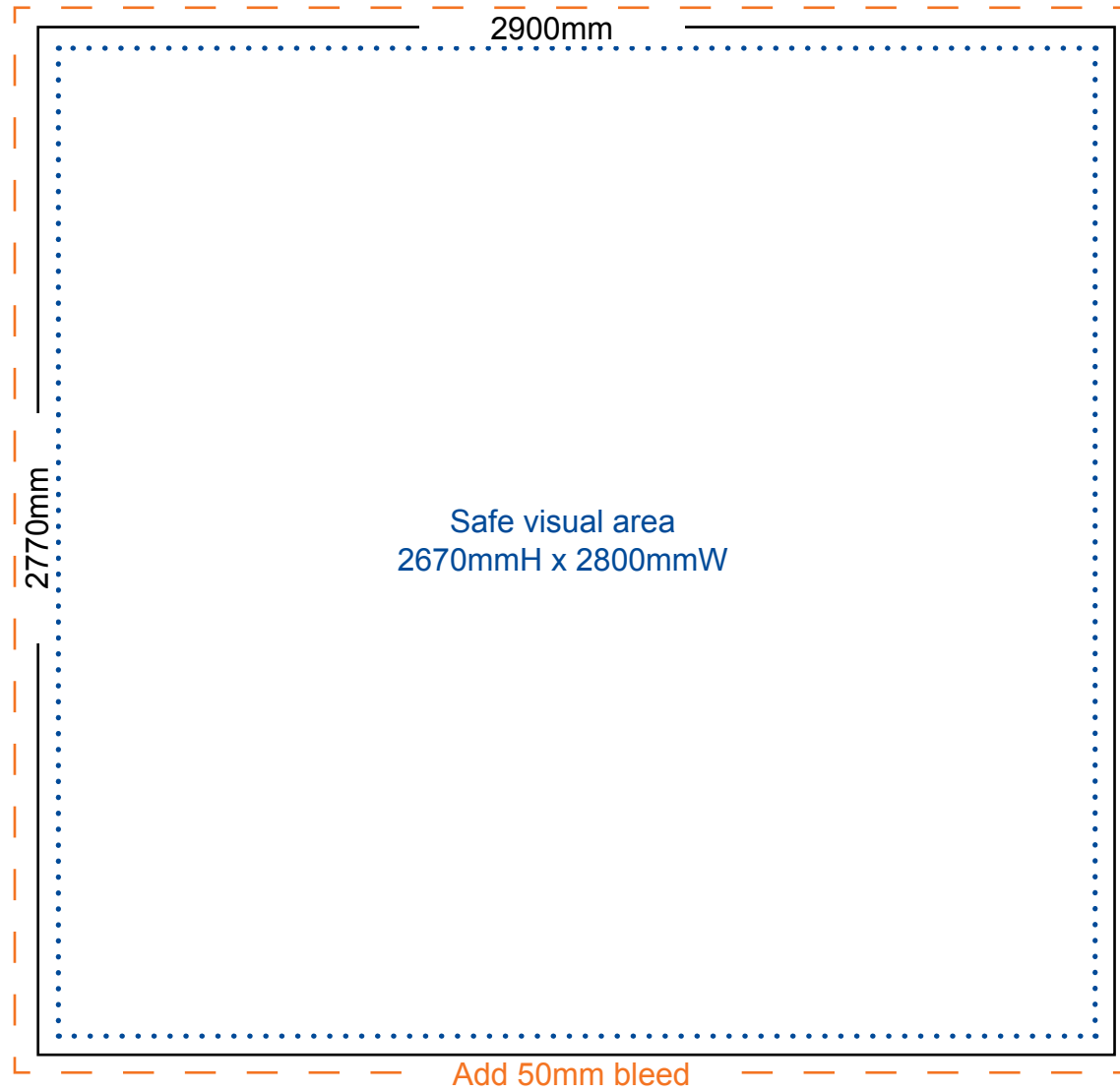
Page size	2310H x 2900W	—————
Safe visual	2210H x 2800W
Bleed size	2410H x 3000W	- - - - -

EZYFRAME - 3m FLAT SHOP



Page size	1390H x 2900W	—————
Safe visual	1290H x 2800W
Bleed size	1490H x 3000W	- - - - -

EZYFRAME - 3m TALL FLAT



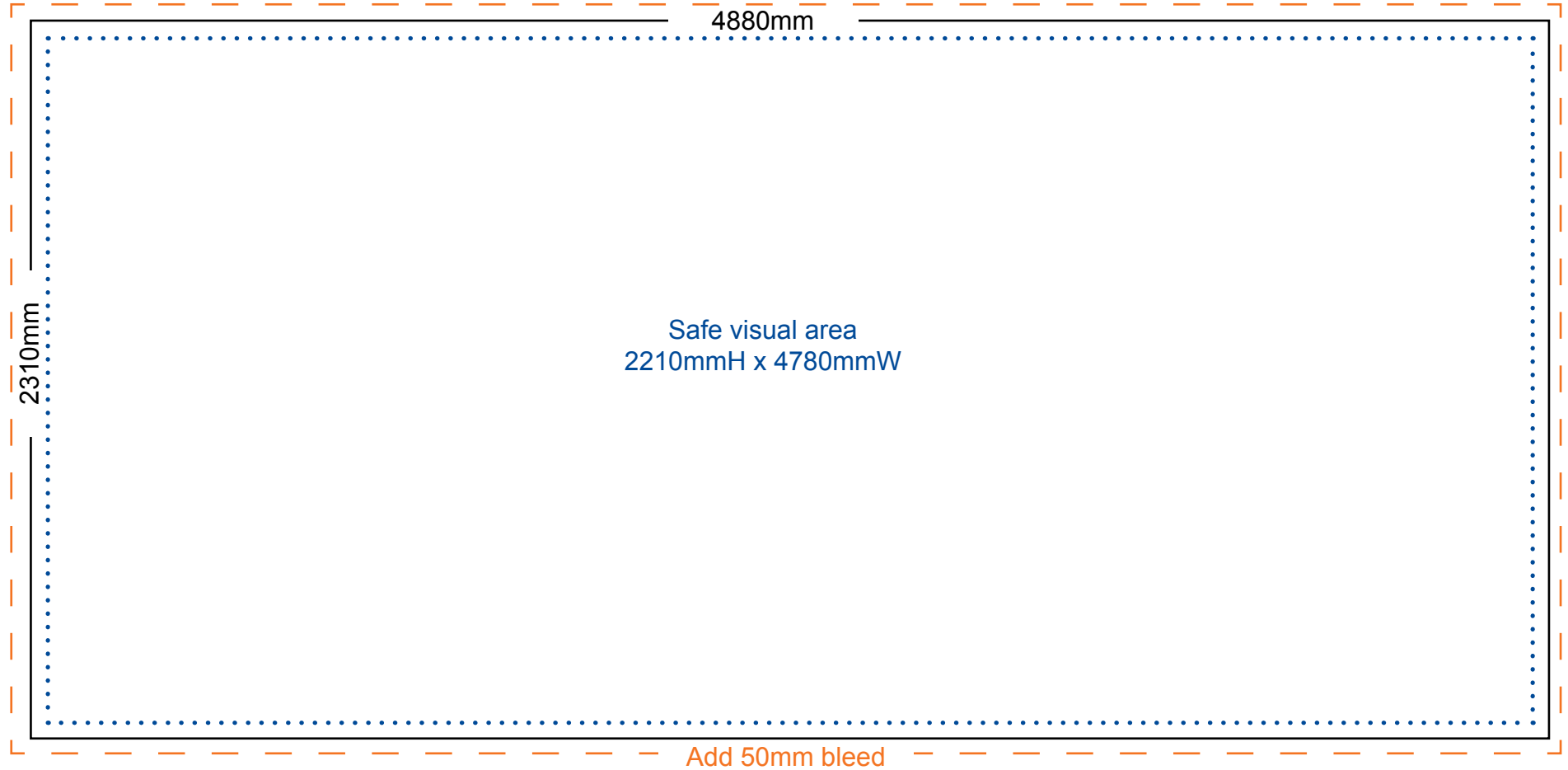
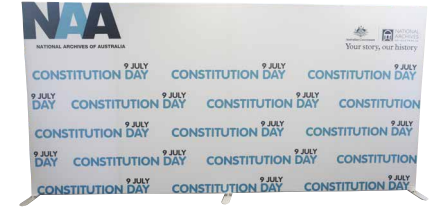
Page size	2770H x 2900W	—————
Safe visual	2670H x 2800W
Bleed size	2870H x 3000W	- - - - -

EZYFRAME - 4m FLAT




Page size	2310H x 4000W	—————
Safe visual	2210H x 3900W
Bleed size	2410H x 4100W	- - - - -

EZYFRAME - 5m FLAT



Page size	2310H x 4880W	—————
Safe visual	2210H x 4780W
Bleed size	2410H x 4980W	- - - - -

EZYFRAME - 6m FLAT



Page size	2310H x 5900W	—————
Safe visual	2210H x 5800W
Bleed size	2410H x 6000W	- - - - -

EZYFRAME - 6m TALL FLAT



Page size	2770H x 5900W	—————
Safe visual	2670H x 5800W
Bleed size	2870H x 6000W	- - - - -